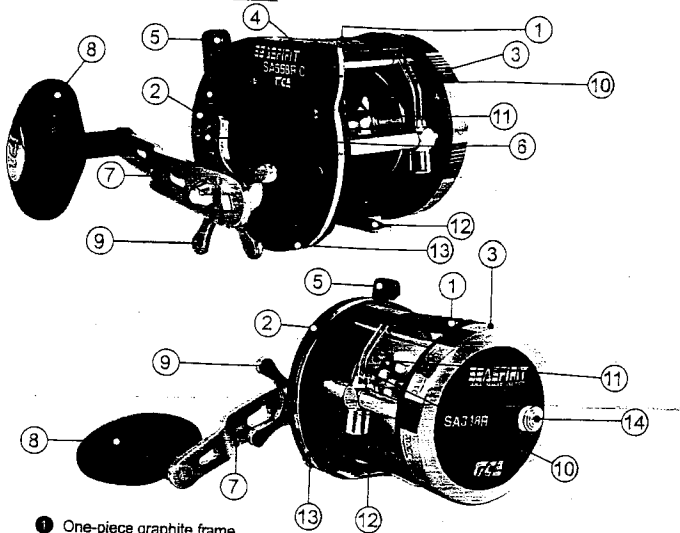


## FEATURES



- 1 One-piece graphite frame
- 2 Right sideplate
- 3 Left sideplate holding nut
- 4 Line counter
- 5 Spool clutch level
- 6 Cast control knob
- 7 Adjustable handle
- 8 Power handle knob
- 9 Star drag
- 10 Concave titanium ring guide
- 11 Forged aluminum spool
- 12 Stainless steel foot
- 13 Body spacer plate
- 14 Click button

## SPECIFICATIONS


Model No	Product code	Gear Ratio	Line Retrieve Handle Turn cm(m)	Weight g (oz)	Bearings		Line Capacity	
					B.B.	R.B.	lb-yds	NO.-m
SA248C	2TD032010	5.1	75 (29.5)	510 (18)	5	1	14-390	4-330
SA248	2TD032020						17-320	5-260
SA348C	2TD033010	5.1	75 (29.5)	520 (18.3)	5	1	17-430	5-350
SA348	2TD033020						20-260	8-220
SA458C	2TD034010	4.2	71 (28)	640 (22.5)	5	1	14-740	4-630
SA458	2TD034020						17-820	5-500
SA558C	2TD035010	4.2	71 (28)	650 (22.9)	5	1	17-760	6-510
SA558	2TD035020						20-460	8-385
							25-370	10-310
							30-305	12-260

\* C-Line Counter R.B.-roller bearing (Only-way clutch bearing)

## CHARACTERISTI

- Tough and Lightweight one-piece graphite frame
- Line counter available for SA-C
- One-way clutch bearing with SA, SA-C Series
- Stainless steel pinion gear, bronze drive bearing for strong line casting
- CNC machined cut and anodized aluminum left sideplate holding nut
- Power handle with 68mm and 88mm in length adjustable
- Star drag with oversize drag washers for smoothness and stability
- Stainless steel ball bearings supporting the main for gear stable cranking and free spool
- Ergonomic soft-touch handle knob in SA, SA-C Series
- 5 rotary joints with ball bearings in SA, SA-C Series
- Positive levelwind

## EXPLANATION ON THE FUNCTIONS AND USAGE




### Built in line counter(only SA-C Series)

The SA-C series has a line counter reading from 000-999 feet. Measure the line coming out from the reel. It is read sideways. The bottom figure is the first-order digit, then upward is the second-order digit, and so on. For example, if the counter reads this indicates 248 ft of line out.

The diameter of line and line capacity(the suitable line capacity is full of 90%), may produce some influences on the accuracy of the line counter. The value standard of line counter is taken with the use of the medium lb line for testing. For instance, fill the spool with 14-lb(0.34mm)diameter monofilament to get the accurate reading of SA248C and with 20-lb(0.45mm) diameter monofilament for SA348C.


※ Note:Please take note to set the counter scale to 000 by press down the counter reset button before casting.



### Quick removal spool


Unique oversize holding nut locking the whole reel cover with the main body. Easy to open. Simply twist the holding nut clockwise whenever you need to remove the spool. No tools are needed. To return the

spool, reverse the process, then put them together onto the body. Note: Make sure that the nipple found in the left side plate must be inserted to the corresponding guide found on the opposite side in the body.



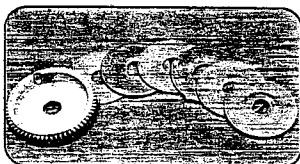
### DUAL POSITION SOFT-TOUCH POWER HANDLE (CONVERTIBLE)

The length of handle increases the cranking power and the performance of reel. The handle can be adjusted from 68mm to 80mm in length to cater to anglers needs and comfort. Longer handle saves more energy than shorter handle. (factory set at 68mm for easier packaging).



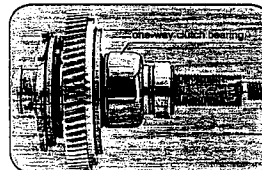
### Forged aluminum alloy spool and leftplate holding nut

High density and rigid forged aluminum machined spool are supported with stainless steel bearings positioned on both ends for better cranking.



### Powerful drag assembly

Anti-friction, high temperature oversize drag washers inside and drag setting by large star drag can provide strong and smooth casting.



### Super strong and stable anti-reverse system

TICA SA-C and SA series has a one-way clutch bearing for instant anti-reverse action while reducing sudden impact when the fish strikes.

# OPERATING INSTRUCTIONS

Please follow these instructions to keep your reels in top-notch condition.

## OPERATION

- Do not put reel in the dirt, sand or salt water, which are corrosive.
- When the fish line was tangled with underwater objects, do not jerk with the rod to free the line. Hold the line and cut it off.
- Handle your fishing equipment carefully, especially at the shore or beach rock.
- When stick the rod in the sand or rock, often the reel will be damaged by the sudden force.
- File the cutting edges off the reel seat on the fishing rod before you put on the reel.



## MAINTENANCE

- Wash the dirt and sand off the reel with lukewarm water and wipe it dry with a soft cloth.
- The reel should not be immersed in water.
- Applied a light coat of grease or a few drops of oil to the moving parts on handle, bail spring, bail trip and anti-reverse switch. The gear, main shaft and ball bearings should be oil periodically to insure top performance.
- This reel should be rinsed from saltwater with running fresh water after every fishing. Do not use high pressure water as it will push the saltwater inside the body of the reel. Wipe the water particles and allow the reel to dry in open space. Do not store in sealed container (this will cause corrosion). Apply oil and grease lightly. Excessive oil and grease will flow to the drag and may cause poor reel performance especially the drag washers.



# INFORMATION & REPAIR SERVICES

## INFORMATION

We have assigned product code and part number to the reel and their parts. Product code showed in this operating instruction. Part number showed in the part list. When making inquiry, please specify the model number and product code.

for example: Model Number-SEASPIRIT SA248C  
Product Code - 2TD032010

Attention:

We will be pleased to answer any questions of yours beside the information we inform with this sheet.

## REPAIR SERVICES

- When sending reels for repair service to our authorized service center, please indicate the problems. (For example: anti-reverse malfunction) If there is no TICA authorized service center near you, please contact TICA USA, Inc., 1450-Q West Pointe Dr., West Pointe Business Park, Charlotte, NC 28214, Tel: (800) 390-5268 Fax: (800) 390-5298.
- If you are repairing your own reel and need to order parts from TICA USA, Inc., please indicate part numbers from the part list.

# SEASPIRIT

## OPERATION MANUAL

Thank you very much for your purchased of our **SEASPIRIT** SA series reel. In order to appreciate the function and advantage of this reel, please read this operation manual carefully and keep this copy for future use. We assure you that you will like this TICA reel and hope that you will appreciate our other TICA products on your next fishing trip.



## PICTOMARKS AT A GLANCE



5 BALL BEARINGS (Only SA Series)



INSTANT ANTI-REVERSE (Only SA Series)



QUICK REMOVABLE SIDEPLATE



STAR DRAG



POWER HANDLE KNOB (Only SA Series)

## IMPORTANT SAFEGUARD

### ⚠ WARNING

⚠	<ul style="list-style-type: none"> <li>● When the line hit a snag, do not use the rod and reels in pulling out the line as this will damage the rod and the reel. Use your hands instead with cloth cover for protection.</li> <li>● When storing the reel for a long time, please wipe any water residue in reel and store it in a ventilated place. Loosen the drag knob to avoid drag washer memory.</li> <li>● Please handle this reel to avoid accidental dropping that will damage it.</li> <li>● Be careful when the drag switch is in "OFF" position. It will automatically switch to "ON" position when the line winding handle is being turned.</li> <li>● When fighting fish, do not touch the fishing line, spools and line guide. This will hurt your fingers and may cause line fouling.</li> <li>● Fishing reel should be used properly. Any improper use and abuse will void warranty.</li> <li>● When fighting with fish for a long time, the drag may overheat. Douse water sparingly to keep the temperature down.</li> <li>● Do not insert your fingers in the line guide and reel body it may cause injury to your fingers.</li> </ul>
⚠	<ul style="list-style-type: none"> <li>● Avoid touching moving parts whilst fishing.</li> </ul>
⚠	<ul style="list-style-type: none"> <li>● When fighting larger fish, the spool may become hot through continuous running. Avoid touching hot spools, or sideplates due to extended drag use.</li> </ul>
⚠	<ul style="list-style-type: none"> <li>● Avoid placing hands or fingers between handle and frame whilst winding.</li> </ul>

## TICA USA, INC.

1450-Q West Pointe Drive West Pointe Business Park Charlotte, NC 28214

TEL: 800-390-5268 FAX: 800-390-5298

e-mail: ticausa@surf.free.com

website: www.ticaglobal.com